
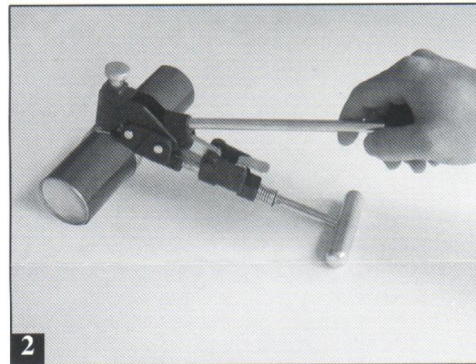


## Punch Tool Manual



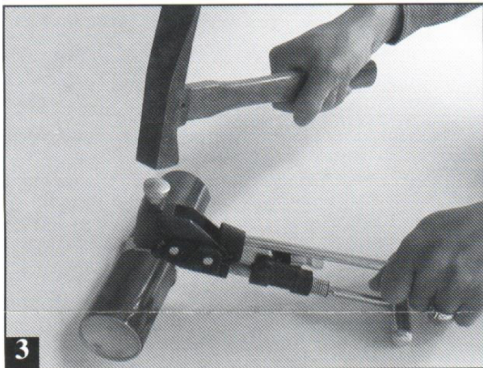
### Load Clamp

Push tension handle all the way forward. Insert the center punch preformed hose clamps tail and push all the way into the tool.



### Tighten Clamp

Tighten the clamp with short downward strokes. Tension handle should be in down position at completion of tightening clamp.



### Lock Clamp

Holding tension handle down lock clamp by hitting punch at least twice with 2 lb mallet.



### Remove Clamp Tail

Hold hose and raise the tool back and forth to break off clamp tail. Remove tail from tool by operating tension handle. When tail has moved through holding dog, raise tension handle and pull tail free.